

Daily Metal Bulletin

2026-06-22

NH선물 준법감시인 심의필 제25-071호 (2026.01.14~2027.01.13)

02-3774-0311

글로벌상품영업팀

Base Metals

	전일 종가	금 일				변동폭	Cash - 3M		미결제약정(O/I)	
		시가	고가(B)	저가(A)	종가(A)		BID	ASK	전일	변동폭
전기동(Cash)	13,523.12	13,521.37	13,675.37	13,521.37	13,590.87	67.75				
전기동(3M)	13,589.50	13,588.00	13,742.00	13,588.00	13,657.50	68.00	-70.63	-66.63	252,175	-969
알루미늄(Cash)	3,402.22	3,399.54	3,425.04	3,357.54	3,362.54	-39.68				
알루미늄(3M)	3,396.50	3,401.00	3,426.50	3,359.00	3,364.00	-32.50	-5.46	-1.46	613,311	-2,783
아연	3,564.00	3,560.00	3,619.50	3,546.50	3,601.50	37.50	3.81	5.81	260,895	3,291
납 (연)	1,952.00	1,956.50	1,965.50	1,948.00	1,962.50	10.50	-33.20	-31.20	174,895	-652
니켈	17,555.00	17,595.00	17,890.00	17,510.00	17,725.00	170.00	-201.49	-191.49	250,369	-1,984
주석	53,380.00	53,550.00	55,425.00	53,310.00	53,595.00	215.00	-343.00	-333.00	20,470	-167

* Base Metal 종가는 COMEX 종료시점 기준 (LONDON 18시00분)

2. LME Official Settlement Prices (AM 2nd Ring)

	금 일		당월평균		전월평균		LME 정산가 (LONDON 17시00분)				
	Cash	3M	Cash	3M	Cash	3M	Cash	3M	Jul	Aug	Sep
전기동	13642.00	13712.00	13687.19	13507.13	13564.37	13580.37	13649.00	13620.18	13639.81	13652.93	
알루미늄	3405.00	3406.00	3569.66	3670.18	3600.79	3360.54	3364.00	3373.27	3369.30	3365.96	
아연	3612.50	3612.00	3562.66	3488.21	3499.61	3613.31	3608.50	3613.69	3622.94	3618.94	
납 (연)	1928.50	1957.00	1976.94	1991.03	1989.53	1931.80	1964.00	1939.66	1955.77	1966.28	
니켈	17640.00	17780.00	18058.13	18805.00	19012.11	17557.51	17754.00	17598.01	17680.56	17743.44	
주석	54995.00	55100.00	54368.13	53687.37	53760.26	53847.00	54185.00	53967.00	54102.00	54187.00	

3. LME Evening Valuation

EV Metals

품목	코발트 (CME Fastmarket MB)		리튬 (CME Fastmarket MB)	
	2026-06-22	2026-06-22	2026-06-22	2026-06-22
기준일	2026-06-22	2026-06-22	2026-06-22	2026-06-22
만기월	Jun26	Aug26	Jun26	Aug26
종가	57937.41	56217.81	45018.34	43805.80
전일대비등락	0.00	374.79	-352.74	-970.03
등락%	0.00%	0.67%	-0.78%	-2.21%

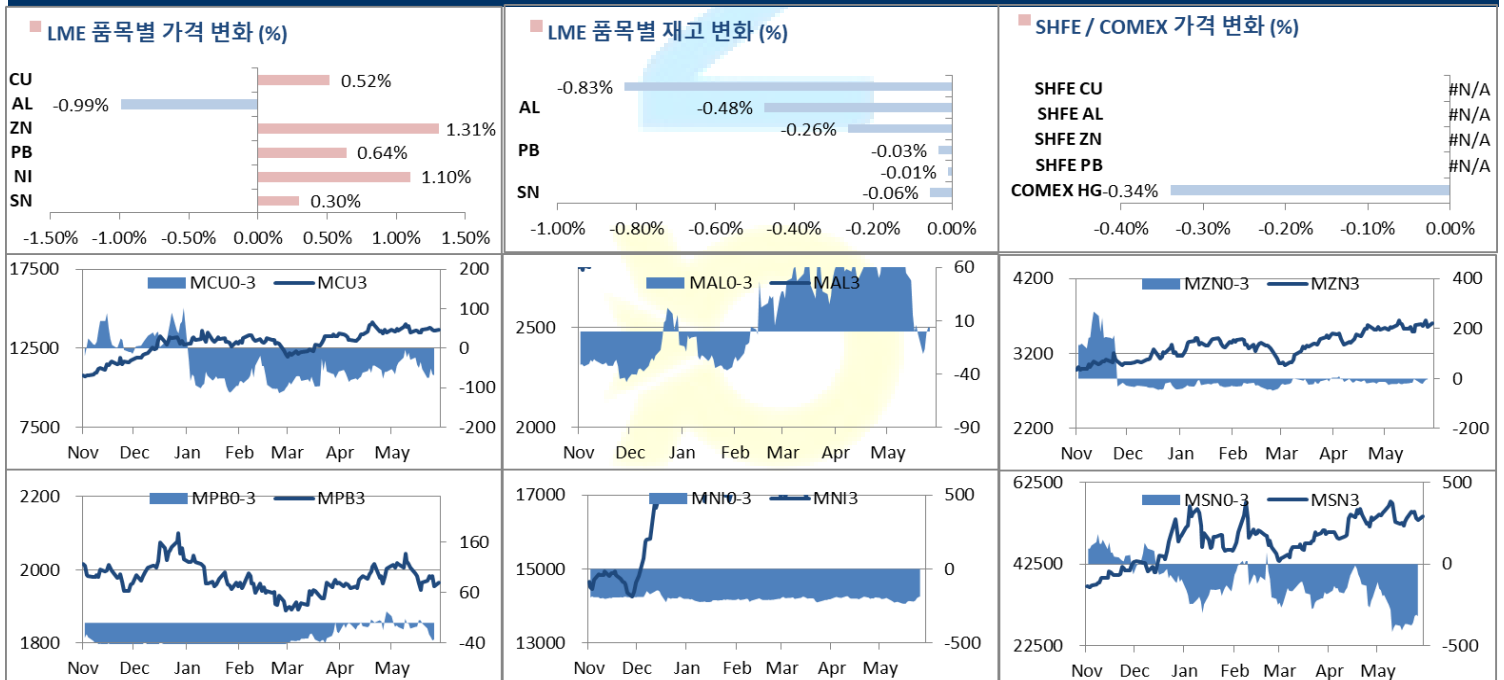
LME Cobalt (Fastmarket MB)



LME Lithium (Fastmarket MB)



LME BASE METALS PRICE



4. LME Stocks

	전일 최종재고	반입 (IN)	반출 (OUT)	금일 최종재고	변동폭	ON WRNT	CANCELLED WRNT	CW 변동폭
전기동	352150	0	2925	349225	-2925	221725	127500	-2350
알루미늄	315300	0	1500	313800	-1500	247575	66225	-1500
아연	123775	0	325	123450	-325	108450	15000	-325
납 (연)	301950	0	100	301850	-100	284550	17300	-100
니켈	276216	0	24	276192	-24	264756	11436	-24
주석	8970	80	85	8965	-5	8130	835	-135

5. COMEX 재고

	06/18 재고	변동량	변동율	06/19 재고
전기동	650414	1783	0.27%	652197
알루미늄	1378	0	0.00%	1378

6. SHFE/ COMEX

기준환율 USD/CNY = 6.7751

SHFE	전일 SETTLE	시가	고가	저가	종가	금일 SETTLE	(\$/Ton)	변동폭	(\$/Ton)	거래량
Shanghai Futures Exchange (SHFE)										
CU JUL6	#N/A	104610	105280	104300	104700	104700	15453.65	#N/A	#N/A	52280
AL JUL6	#N/A	23980	24140	23905	24020	24020	3545.34	#N/A	#N/A	107757
ZN AUG6	#N/A	24705	24810	24535	24665	24665	3640.54	#N/A	#N/A	36315
PB AUG6	#N/A	16380	16415	16275	16340	16340	2411.77	#N/A	#N/A	29824
NI JUL6	#N/A	134010	136280	133080	134660	134660	19875.72	#N/A	#N/A	144914
SN JUL6	#N/A	412230	424500	410830	417170	417170	61574.00	#N/A	#N/A	135523
COMEX										
CU JUL26	6.3655	6.3685	6.4035	6.2700	6.3655	6.3655	14033.51	-0.0200	-44.09	50,136

7. SHFE-LME SPREAD

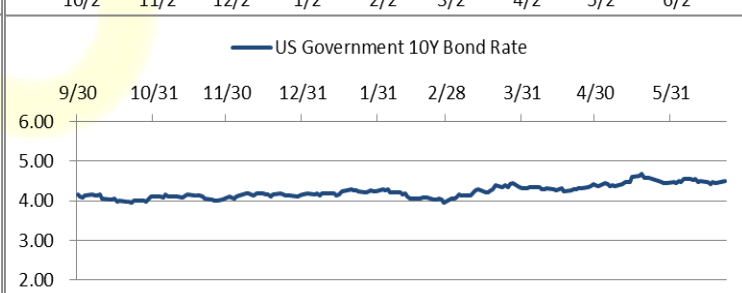
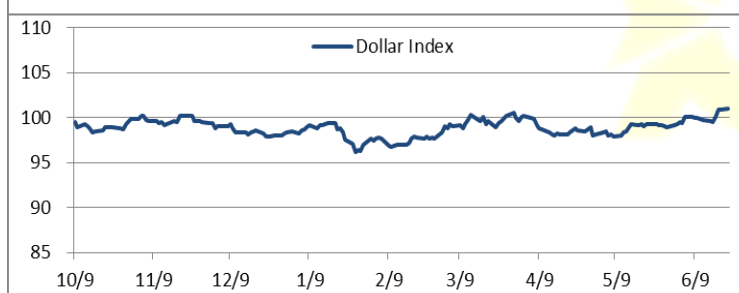
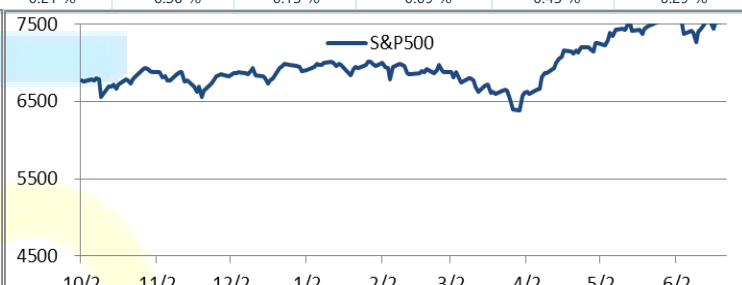
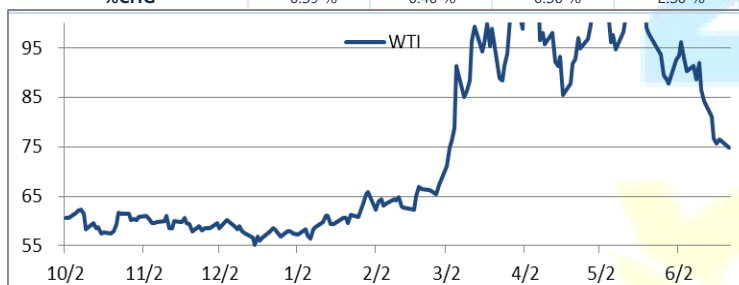
	CNY=	LME 3M (CNY)	LME 최근월물 (CNY)	증치세	LME 3M (CNY incl. 증치세)	LME 최근월물 (CNY incl. 증치세)	SHFE 3개월물	SHFE 최근월물	SHFE-LME 최근월물 (USD)
CU	6.7762	92,993	92,798	13%	105,082	104,862	104,820	104,800	-9.09
AL	6.7762	23,195	23,258	13%	26,210	26,281	24,120	24,065	-327.06
ZN	6.7762	24,269	24,304	13%	27,424	27,464	24,770	24,725	-404.16
PB	6.7762	13,264	13,099	13%	14,989	14,802	16,385	16,375	232.08
NI	6.7762	120,820	119,763	13%	136,526	135,332	135,550	135,180	-22.40
SN	6.7762	371,776	370,299	13%	420,107	418,438	418,820	418,020	-61.67

Market Factors

1. 주요시장 DATA

Updated at : 02:00:28 AM

	S&P	다우존스	미국채 (10Y)	WTI	달러/원	유로화	일본엔화	호주달러	남아공화	LMEX
증가	7471.51	51772.47	109 8/32	74.84	1536.91	1.1431	161.5900	0.7003	16.4018	5690.00
전일비	-29.07	207.77	- 13/32	-1.76	3.21	-0.0041	0.24	0.00	-0.07	16.7000
%CHG	-0.39 %	0.40 %	-0.36 %	-2.30 %	0.21 %	-0.36 %	0.15 %	-0.09 %	-0.45 %	0.29 %



Precious Metals

1. Spot Precious Metals (LBMA/ LPPM)

(단위: USD)

	SPOT			LBMA / LPPM Price(구 London Fix)	
	현재가 (ASK)	고가	저가	AM	PM
	GOLD	4190.89	4219.57	4136.94	
SILVER	65.616	67.120	63.758		
PLATINUM	1680.83	1703.80	1658.93	1675.00	1684.00
PALLADIUM	1270.55	1292.18	1256.83	1274.00	1266.00

2. COMEX Futures

(단위: USD)

	시가 (OPEN)	고가 (HIGH)	저가 (LOW)	종가 (CLOSE)	변동폭 (CHG)	거래량 (VOL)	미결제 약정(O/I)		거래소 재고	
							금일	변동폭	금일재고	변동폭
							GOLD AUG26	4231	4238.10	4138.70
SILVER JUL26	65.79	67.23	63.36	65.68	-0.64	54371	39356	0	321315248	282323
PLATINUM JUL26	1702	1707.10	1647.00	1671.60	-35.70	22217	23060	0	419366	-4723
PALLADIUM SEP26	1290	1296.50	1245.00	1270.90	-18.20	3974	16162	0	249518	-3355

3. TOCOM Futures

(단위: JPY)

	시가 (OPEN)	고가 (HIGH)	저가 (LOW)	종가 (CLOSE)	변동폭 (CHG)	거래량 (VOL)	미결제 약정(O/I)	
							금일	변동폭
							GOLD APR27	22286.0
SILVER APR27	0.0	0.0	0.0	0.0	0.0	0	12	0
PLATINUM APR27	8528	8660	8455	8475	-69	793	7025	7
PALLADIUM APR27	0	0	0	0	0	0	0	0

4. SHFE Futures

SHFE	전일 SETTLE	금 일				금일 SETTLE	금일 (\$/Toz)	변동폭	(\$/Toz)	거래량
		시가	고가	저가	종가					
		SHFE GOLD JUL6	#N/A	917	922.32					

LBMA/LPPM PRECIOUS METAL PRICES

